



# HOLY CROSS HIGH SCHOOL

Grade 12 work for Term 2 Week – 4 (18/05/20 to 22/05/20)

**IN CRUCE SALUS**

## Contents

English : Literature.....	2
English : Language.....	2
Afrikaans .....	3
Xhosa.....	3
Mathematics .....	4
Mathematical Literacy .....	4
Physical Sciences .....	5
Life Sciences .....	6
History .....	6
Geography .....	7
Life Orientation .....	7
Religious Education.....	7
Religion Studies.....	12
CAT.....	13
Tourism.....	13
Business Studies.....	14
Accounting.....	15



## English : Literature

taught on



Ms. Classen

[cclassen@holycrosshigh.co.za](mailto:cclassen@holycrosshigh.co.za)

### Literature:

**Topic: LIFE OF PI**

### Activities and Tasks:

Read chapters 72-76 and answer the following questions:

Questions can be found in link below under Resources as well as the Life of Pi Google Classroom

- [Questions for Chapter 72-76](#) (click to follow link – same content as school website and Google classroom)

### Resources

- See links above



## English : Language

taught on



Mr Ackerman

[mackerman@holycrosshigh.co.za](mailto:mackerman@holycrosshigh.co.za)

### Grade 12: Language Learning

### Topic:

- [Week 17&18: #Reflect on What You Say and How You Say It](#) (click to follow link – same content as school website and Google classroom)

### Activities and Tasks:

Please access the above link, and complete the activities below:

- Activity 1: You and Your Phone- Poetry: Mastering contextual questions
- Activity 2: Watch Your Tone!- Part 1 and Part 2- Comprehension Skills- Test Yourself
- Activity 3: Texting Anxiety- Poetry: More practice with contextual questions

- Activity 4: Speak Up!- Speak off the cuff again
- Activity 5: Speech!- Write a speech

**Resources:**

- Please see the links above for all information related to resources



## Afrikaans

taught on



Ms. Pasquallie  
[kpasquallie@holycrosshigh.co.za](mailto:kpasquallie@holycrosshigh.co.za)

### Onderwerp- Taal en Literatuur

#### Aktiwiteite en Take

##### Les 1 : Redigeer en voltooi

- Aktiwiteit – Maak n kort video clip van beide jou Taal en Literatuur boek en stuur dit per email of whatsapp.Maak seker dat alle antwoorde nagesien is.

##### Les 2 – Literatuur Toets

- Aktiwiteit – Hersien al die vrae en notas oor die eerste twee bedrywe van die drama Fiela se Kind vir Toets op Dinsdag 19/05/20

#### Bronne

- Notaboek<sub>[MF1]</sub>



## Xhosa

Ms. Ludidi  
[kludidi@holycrosshigh.co.za](mailto:kludidi@holycrosshigh.co.za)

Grade 12: Xhofal

Topic: Language Learning

Activities and Tasks: Revision Exercise

Resources: Learner's note book



## Mathematics

taught on



Mr Mutandwa  
[mmutandwa@holycrosshigh.co.za](mailto:mmutandwa@holycrosshigh.co.za)

### Topic: Differential Calculus

15

- **Lesson 1:** [The derivative of a function , Mathematics DVD series](#) (click to follow link – same content as school website and Google classroom)
- **Lesson 2:** [Problem solving- Optimisation ,Mathematics DVD series](#) (click to follow link – same content as school website and Google classroom)
- **Lesson 3:** [Problem solving- Rate of change , Mathematics DVD series](#) (click to follow link – same content as school website and Google classroom)
- **Lesson 4:** Practice [Worksheet on calculus, Via Afrika pg 70](#) (click to follow link – same content as school website and Google classroom)
- **Lesson 5:** [Equation of a tangent, Via Africa pg 65](#) (click to follow link – same content as school website and Google classroom)

### Activities and Tasks:

- Via Afrika Mathematics page 70-71 Mixed exercise all questions

### Resources

- [Via Afrika Mathematics Grade 12](#) (click to follow link – same content as school website and Google classroom)
- [NCS Mathematics DVD series](#) (click to follow link – same content as school website and Google classroom)
- [Grade 12 Everything Maths by Siyavula](#) (click to follow link – same content as school website and Google classroom)



## Mathematical Literacy

taught on



Mrs Smith  
[msmith@holycrosshigh.co.za](mailto:msmith@holycrosshigh.co.za)

### Topic: Scale

Unit 1: [Power point on Scale](#)

### Topic: Maps

Unit 2: [Power point on Maps](#)

Unit 3: [Power point on Compass Directions](#)

### Activities and Tasks:

- Comparing travel options pp 62 -65

- Compass directions pp 66
- Scale pp 67-69
- Additional questions pp 70-71
- Answers pp 72
- Self-study -Learners to work through above power point slides and self-study exercises and activities

**Resources:**

- [Textbook: Via Africa Maths Lit Gr 12 Study Guide pp 62 -72](#)

**Additional Resources:**

- Finance revision lessons from Maths Lit Subject Advisor pp 1 – 4 [Lessons \(WCED\)](#)
- **Unit 2** : [Power point on Inflation](#) (PowerPoint Slides - click to follow link it will download the file for viewing in PowerPoint – same content as Google classroom)
- **Unit 3** : [Power point on Interest](#) (PowerPoint Slides - click to follow link it will download the file for viewing in PowerPoint – same content as Google classroom)
- 



## Physical Sciences

taught on



Mr Musvavairi

[lmusvavairi@holycrosshigh.co.za](mailto:lmusvavairi@holycrosshigh.co.za)

**Topic: Rate and extent of reaction**

- Factors affecting the rate of reaction
- Measuring the rates of reaction
- Mechanism of reaction and of catalysis
- Maxwell – Boltzman's distribution curves

**Activities and Tasks:**

- Exercise 6.1 pp 232
- Exercise 6.2 pp 237
- Exercise 6.3 pp 241

**Resources:**

- Solutions for all learner's book 227 - 247

**Additional resources:**

- [Mind the gap grade 12](#) (PDF - click to follow link – same content as school website and Google classroom )
- [Everything Science- Siyavula grade 12](#) (PDF - click to follow link – same content as school website and Google classroom )



## Life Sciences

taught on



Mr Francis  
[lfrancis@holycrosshigh.co.za](mailto:lfrancis@holycrosshigh.co.za)

**Topic:** Human Reproduction

- Menstrual Cycle
- Fertilization
- Implantation
- Gestation
- Role of the placenta

**Tasks and activities:** [Term 2 Lesson 3 week 6 and 7](#) [click to follow link]

- This will take two weeks
- Know your diagrams
- Answer the questions in the lesson for revision

**Resources:** [Term 2 lesson 3 week 6 and 7](#). [click to follow link] Same resources as in Google Classroom class code 24lpmjt

Textbook: Focus CAPS Life Sciences G



## History

taught on



Mr Kezhara  
[akezhara@holycrosshigh.co.za](mailto:akezhara@holycrosshigh.co.za)

**Topic:** The Black Consciousness Movement -the crisis of apartheid in the 1980s












- **Lesson 1:** The legacy of Black Consciousness in South African politics
- **Lesson 2:** Government attempts to reform apartheid
- **Lesson 3:** Internal resistance to reforms
- **Lesson 4:** International response to apartheid

- **Lesson 5:** Revision- consolidation and reinforcement of the four lessons above

### Activities and Tasks

**Resources:** In Search of History textbook, gr 12, pages 154-168. Write an essay on page 191

- **Additional resources:**
- [Black consciousness movement](#) (PDF - click to follow link – same content as school website and Google classroom)
- Study material (PDF - click to follow link – same content as school website and Google classroom)
- [Steve Biko](#) (PDF - click to follow link – same content as school website and Google classroom)

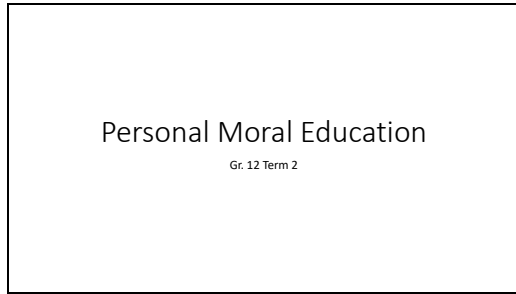
 <h2 style="text-align: center;">Geography</h2> <p style="text-align: right;"><i>taught on</i>   </p>	<p><b>Mrs Andreas</b>  <a href="mailto:aandreas@holycrosshigh.co.za">aandreas@holycrosshigh.co.za</a></p>
<p>None in Grade 12.</p>	
 <h2 style="text-align: center;">Life Orientation</h2> <p style="text-align: right;"><i>taught on</i>   </p>	<p><b>Ms. Jackson</b>  <a href="mailto:cjackson@holycrosshigh.co.za">cjackson@holycrosshigh.co.za</a></p>
<p><b>Topic: Social &amp; Environmental Responsibility</b></p> <ul style="list-style-type: none"> <li>• Unit 2: Formulating a personal mission statement for life: <a href="#">Chapter 9 Formulating a Personal Mission Statement for Life Unit 2</a> (PDF - click to follow link – same content as school website and Google classroom)</li> </ul> <p><b>Activities and Tasks</b></p> <ul style="list-style-type: none"> <li>• Activity 5 to be completed on page 166 in Life Orientation Focus Textbook</li> <li>• Activity 6 to be completed on page 167 in Life Orientation Focus Textbook</li> </ul> <p><b>Resources:</b> Life Orientation Focus Textbook (pages 164-168)</p>	
 <h2 style="text-align: center;">Religious Education</h2> <p style="text-align: right;"><i>taught on</i>   </p>	<p><b>Ms. Pasquallie</b>  <a href="mailto:kpasquallie@holycrosshigh.co.za">kpasquallie@holycrosshigh.co.za</a></p>
<p><b>Topic: Personal Moral Education</b></p> <p><b>Activities.</b></p> <ul style="list-style-type: none"> <li>• Reflect on the pictures and scripture provided on the slides</li> </ul>	

- Learners will get a reading copy with an activity on the same worksheet- Send by WhatsApp.

**Resources:**

- Cord –textbook not given to learners except in snippets or the needed pages.
- [Slideshow: Moral Education](#) (PowerPoint - click to follow link – same content as school website and Google classroom it will ask to download the PowerPoint presentation)
- The presentation is however also printed in this section, next

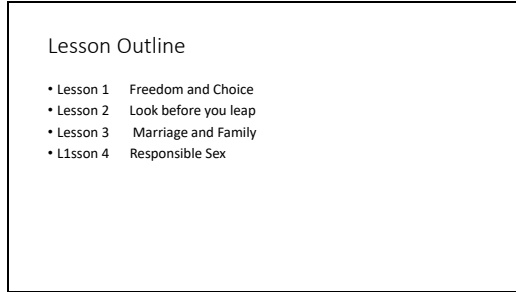
Slide 1



Slide 14



Slide 2



Slide 15





Slide 3

**What Does Freedom Mean To You?**

**Activity 1**

Write the meaning in your work book.

Gary Loper GaryLoper.com

Slide 16

How do you choose to get there

**ROAD TO FREEDOM**

Slide 4

What is your gut feeling about choice?

**FREEDOM MEANS CHOICE**

Slide 17

There's no greater freedom than the **FREEDOM** to be yourself. Don't you wish you got to **CHOOSE**?

to surround yourself with those who respect you exactly as you truly are

Slide 5

You are free to make whatever choice you want, but you are not free from the consequences of the choice.

Slide 18

**- The Power of Freedom - FREEDOM**

Christ has set us free!  
This means we are really free.  
Now hold on to your freedom and don't ever become slaves of the Law again.  
Galatians 5:1

Slide 6



Slide 19

1. Draw each symbol of the regions represented in the image  
2. Name the religion of each drawing.

Activity 4

Slide 7

• Does choice apply to food too?

Choice?

Slide 20



Slide 8

• Activity 2

- Steps for making a decision
- How do you make your choices?
- Complete the steps according to how you make your decisions.

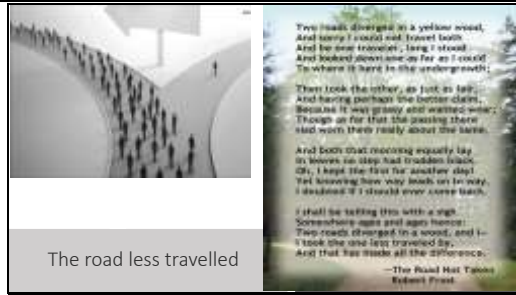
Step 1  
Step 2  
Step 3  
Step 4  
Step 5  
Step 6

How do you make a choice?

Slide 21



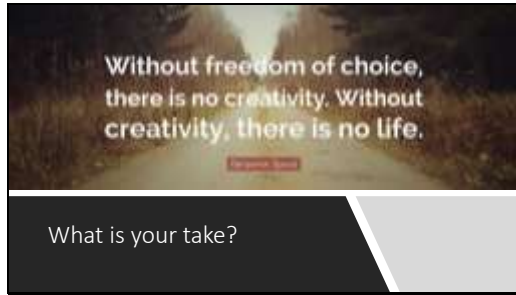
Slide 9



Slide 22



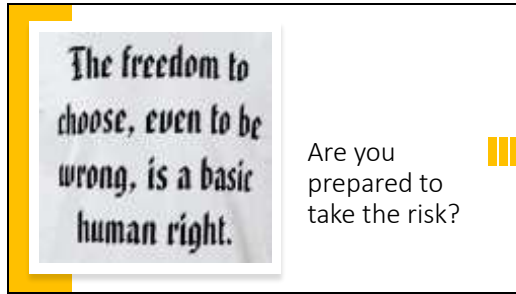
Slide 10



Slide 23



Slide 11



Slide 24

- Discuss with those around you ( at home)
- The limitations of freedom
  - 1. Fear and force
  - 2. Overwhelming emotions (passion)
  - 3. In lockdown
  - 4. *Bona fide* (in good faith) mistakes and forgetting
  - 5. *Bona fide* ignorance and inadvertence/ carelessness
  - 6. Brainwashing ( through 'education', religion, media or advertising)
  - 7. Habit and routine
  - 8. Environment and culture
  - 9. Time and space (social distance issue)
  - 10. The genetic factor

Slide 12

### Freedom and choice

• **Activity 3**

• In one paragraph define the terms using the appropriate picture:

a) Freedom

b) Choice



Slide 25

### Activity 5

- Freedom to choose – Reading material
- This copy is on your whatsapp group.
- Answer the discussion questions provided on the copy

Slide 13



Slide 26

### Moral responsibility

1. Is a kleptomaniac (a person with an uncontrolled tendency to steal things) morally responsible for stealing?
2. Does a homosexual person choose his/her sexual orientation? ( It is a different matter, of course, how the person chooses to act out this orientation)
3. Read and have a silent reflection: Deuteronomy 30:15-20

Slide 27

### Debate

- Encourage members of your family to discuss or debate on the topic.
- Covid -19 is teaching us moral responsibility to curb the spread of the pandemic by adhering to the rules of lockdown.(use level 5 and 4)
- End by singing your favourite song.



**Religion Studies**

taught on



Mr Francis

[lfrancis@holycrosshigh.co.za](mailto:lfrancis@holycrosshigh.co.za)

**Topic:** Religion and society in the World today

**Activities and tasks:**

- Classwork for Term 2.
- Read pages 99-111 in the textbook. Write an essay in your notebook in which you summarise all the elements of Taoism.

**Resources:**

- Look at Google Classroom class code: qyolznx [Remember to use a gmail account to access Google Classroom]
- Textboo: Shuters Top Class religion Studies Grade 12



## CAT

taught on



Mr Fouché

[jfouchet@holycrosshigh.co.za](mailto:jfouchet@holycrosshigh.co.za)

**Topic: Network and Internet Technologies and Implications**

- Module 2.1 Network and Internet Technologies and Implications pg.'s 85 – 102 (Computers in your life)
- [Module 2.1 Network and Internet Technologies PowerPoint](#) (PowerPoint Slides - click to follow link it will download the file for viewing in PowerPoint – same content as Google classroom)
- [MTN CAT Theory Textbook Term 2 Chapter 4.1 Networks and 4.2 Internet Services \(MTN Free Textbook\) pg's 93 – 109](#)

**Activities and Tasks:**

- [Act 4.1 pg 98 MTN Textbook](#) (Word document - click to follow link it will download the file for editing\_in Word – same content as Google classroom)
- [Act 4.2 pg 109 MTN Textbook](#) (Word document - click to follow link it will download the file for editing\_in Word – same content as Google classroom)

**Resources:**

- Textbook – Computers part of your life 2<sup>nd</sup> edition. (For those who do not have the textbook, snapplify “<https://www.snapplify.com/>” has made the textbook freely available. Go to their website and create a free account, install the app and download the textbook).



## Tourism

taught on



Sr Flora

[srflora@holycrosshigh.co.za](mailto:srflora@holycrosshigh.co.za)

**Topic: Foreign Exchange**

- **Unit 2: Foreign Exchange** (Part 2)
- [Lesson from the Tourism Subject Advisor](#) (click to follow link – same content as school website and Google classroom)
- **Tourism Foreign Exchange lesson 1:** <https://youtu.be/znsOkFV7w6g> (YouTube Video - click to follow link – same content as Google classroom)
- **Tourism Foreign Exchange lesson 2:** <https://youtu.be/bzG6vIVReqc> (YouTube Video - click to follow link – same content as Google classroom)

- **Foreign Exchange Notes Power Point**

**Activities and Tasks:**

- Activities found on Power Point
- PAT Question 4.1, 4.2 & 4.3
- All learners have the PAT question paper in their possession.

**Resources:**

- [Textbook Via Africa Tourism G.12 pp. 165-167](#) (Use physical Textbook)
- Via Africa Tourism Gr. 12 – electronic copy

**Additional Resources:**

- [Foreign Exchange](#) (PowerPoint Slides - click to follow link it will download the file for viewing in PowerPoint – same content as Google classroom)



**Business Studies**

taught on



Ms. Nzira

[mjnzira@holycrosshigh.co.za](mailto:mjnzira@holycrosshigh.co.za)

**Topic:**

- Business Quality of performance- Total Quality Management

**Activities and Tasks:**

- Presentation on the Impact of COVID 19 on Total Quality Management
- Presentations are done individually song or poem or rap.
- Feedback of Presentations are videos Of a song/ poem or a rap to the Teacher through Whatsapp

**Resources:**

- Platinum Business Studies Grade 12 (Use physical Textbook)
- [Via Afrika Study Guide Grade 12](#) (click to follow link – same content as school website and Google classroom)



# Accounting

taught on



Ms. Nzira

[mjnzira@holycrosshigh.co.za](mailto:mjnzira@holycrosshigh.co.za)

## Topic:

- Reconciliations (Bank, Creditors, Debtors and Age analysis)

## Activities and Tasks:

- Activity 1: Bank Reconciliation Statement (Via Afrika Grade 12 Study Guide: pg. 47-50)
- Activity 2: Creditors Reconciliation (Via Afrika Grade 12 Study Guide: pg. 47-50)
- Activity 3: Debtors Age Analysis (Via Afrika Grade 12 Study Guide: pg. 47-50)

## Resources:

- [Via Afrika Gr 12 Study Guide](#) (PDF - click to follow link – same content as school website and Google classroom)
- [Lucem Publishers Gr 12 \(text and work book combined\)](#) (PDF - click to follow link – same content as school website and Google classroom)