



**IN CRUCE SALUS**

# HOLY CROSS HIGH SCHOOL

**Grade 12 work for Term 2 Week – 5 (25/05/20 to 29/05/20)**

## Contents

English: Literature.....	2
English : Language.....	3
Afrikaans .....	3
Xhosa.....	4
Mathematics .....	4
Mathematical Literacy .....	5
Physical Sciences .....	6
Life Sciences .....	6
History .....	7
Geography .....	8
Life Orientation .....	8
Religious Education.....	8
Religion Studies.....	9
CAT .....	9
Tourism.....	10
Business Studies.....	11
Accounting.....	11



## English: Literature

taught on



Ms. Classen

[cclassen@holycrosshigh.co.za](mailto:cclassen@holycrosshigh.co.za)

### Literature:

#### Topic: LIFE OF PI

#### Activities and Tasks:

Answer Week 4 Questions Chapter's 72-76. [Answers](#) (click to follow link – same content as school website and Google classroom (Life of Pi))

Read chapters 72-76 and answer the following questions:

Questions can be found in link below under Resources as well as the Life of Pi Google Classroom

- [Questions for Chapter 72-76](#) (click to follow link – same content as school website and Google classroom)

#### Topic: Poetry Analyse and Answer questions (Revision)

- [The Zulu Girl by Roy Cambell](#) (click to follow link – same content as school website and Google classroom (Poetry))
- [Remember by Christina Rossetti](#) (click to follow link – same content as school website and Google classroom (Poetry))

**Note:** These poems were previously given to you. The questions you are answering now, are examples of the kind of questions that will present itself in Paper 2.

#### Resources

- See links above



## English : Language

taught on



Mr Ackerman

[mackerman@holycrosshigh.co.za](mailto:mackerman@holycrosshigh.co.za)

### Grade 12: Language Learning

#### Topic:

- Revision and Recap: Comprehension Skills and Visual Literacy (click to follow link – same content as school website and Google classroom)

#### Activities and Tasks:

Please access the above link, and complete the activities below:

- Part 1- Please complete pages 1 to 29:
- Comprehension skills in both written and visual text
- Analysing a poem for comprehension skills

#### Resources:

- [PDF of Comprehension skills; Analysing a poem and Visual literacy](#)



## Afrikaans

taught on



Ms. Pasquallie

[kpasquallie@holycrosshigh.co.za](mailto:kpasquallie@holycrosshigh.co.za)

### Onderwerp- Taal en Literatuur

#### Aktiwiteite en Take

##### Les 1 : Taal

- Aktiwiteit 1 – Voltooi die taalvraestel ter voorbereiding vir Eksamen. (Pdf- (click to follow link – same content as school website and Google classroom))

##### Les 2 – Literatuur

- Aktiwiteit 1– Voltooi die notas oor die gedig in julle werkboeke : Die Boodskapper(Pdf-click to follow link-same as school website and Google Classroom)

## Bronne

- Notaboek



## Xhosa

Ms. Ludidi

[kludidi@holycrosshigh.co.za](mailto:kludidi@holycrosshigh.co.za)

Literature (Drama)

**Topic: Indima yokuqala neyesibini**

### Activities and Tasks

- Question and Answer (page 2-35)

### Resources:

- Learner's book- Inzala Yamarhamba



## Mathematics

taught on



Mr Mutandwa

[mmutandwa@holycrosshigh.co.za](mailto:mmutandwa@holycrosshigh.co.za)

### Topic: Term 2 Consolidation Revision

- **Lesson 1:** [Differentiation, page 39-42 Revision Booklet 1](#) (click to follow link – same content as school website and Google classroom)
- **Lesson 2:** [Calculus Graphs, page 43-49 Revision Booklet 1](#) (click to follow link – same content as school website and Google classroom)
- **Lesson 3:** [Calculus Graphs, page 43-49 Revision Booklet 1](#) (click to follow link – same content as school website and Google classroom)
- **Lesson 4:** [Calculus Application, page 50-54 Revision Booklet 1](#) (click to follow link – same content as school website and Google classroom)
- **Lesson 5:** [Calculus Application, page 50-54 Revision Booklet 1](#) (click to follow link – same content as school website and Google classroom)

**Activities and Tasks:** follow links and note the pages above.

### Resources

- [Via Afrika Mathematics Grade 12](#) (click to follow link – same content as school website and Google classroom)
- [Paper 1 Revision Booklet 1](#) (click to follow link – same content as school website and Google classroom)
- [Grade 12 Everything Maths by Siyavula](#) (click to follow link – same content as school website and Google classroom)



## Measurement: Surface Area and Volume

**Topic:** Measuring length and distances

**Topic:** Measuring area and volume

- [Worksheet on Measurement : Area and volume](#)

**Topic:** Calculating perimeter, area, volume

- [Power point on perimeter area volume](#)

### Activities and tasks

- Measuring lengths and distances pp73-74
- Measuring area and volume pp 74-75
- Calculating perimeter, area, volume pp 76-81
- Additional questions pp 82-85
- Answers pp 86-88
- Self-study: Learners to work through above power point slides and self-study exercises and activities

### Resources

- [Text book: Via Afrika Maths Lit Gr12 Study Guide](#)

### Additional resources

- [Measurement and mapwork worksheets](#)
- Area and volume pp 1-16
- [WCED worksheets with solutions: Surface area and Volume](#)
- Surface area pp 3 - 7
- Volume pp 7-14
- [Khan Academy : Surface area volume and nets of polyhedra](#)



## Physical Sciences

taught on



Mr Musvavairi

[lmusvavairi@holycrosshigh.co.za](mailto:lmusvavairi@holycrosshigh.co.za)

**Topic: Doppler effect with sound**

**Topic: Application of Doppler effect (ultrasound in medicine)**

**Doppler effect with light (red and blue shifts)**

### Activities and Tasks:

- Exercise 5.1 pp217 - 218
- Exercise 5.2 pp 222
- Extend yourself pp 222 - 223

### Resources:

- Solutions for all learner's book 211 – 223 (Use physical textbook no link)

### Additional resources:

- [Mind the gap grade 12](#) (PDF - click to follow link – same content as school website and Google classroom )
- [Everything Science- Siyavula grade 12](#) (PDF - click to follow link – same content as school website and Google classroom )



## Life Sciences

taught on



Mr Francis

[ffrancis@holycrosshigh.co.za](mailto:ffrancis@holycrosshigh.co.za)

**Topic: Human Reproduction**

- Interpret diagrams of male and female reproductive systems
- Understand puberty
- Know gametogenesis

**Tasks and activities:** [Term 2 Lesson 3 week 5](#) [click to follow link]

- Question 1: Diagram of male reproductive system
- Question 2: Structural adaptations of male sperm for fertilization.

- Question 3: Fertilization
- Question 4: Diagram of female reproductive system.

**Resources:**

- [Term 2 lesson 3 week 5](#). [click to follow link] Same resources as in Google Classroom class code 24lpmjt

Textbook



## History

taught on



Mr Kezhara

[akezhara@holycrosshigh.co.za](mailto:akezhara@holycrosshigh.co.za)

**Topic: The international response to apartheid and the dawn of democracy**

- **Lesson 1:** The beginning of the end of apartheid
- **Lesson 2:** The dawn of democracy in South Africa coming to terms with the past
- **Lesson 3:** The negotiated settlement and the Government of National unity
- **Lesson 4:** Revision- consolidation and reinforcement of the four lessons above













**Activities and Tasks** (Use physical Textbook)

- Activity 1: page 190 (Use physical Textbook)
- Activity 2: page 198 (Use physical Textbook)
- Activity 3: page 201 (Use physical Textbook)

**Resources:** In Search of History textbook, page 190-198 (Use physical Textbook)

**Additional resources:**

- [Black consciousness movement](#) (PDF - click to follow link – same content as school website and Google classroom)
- Study material (PDF - click to follow link – same content as school website and Google classroom)
- [Steve Biko](#) (PDF - click to follow link – same content as school website and Google classroom)
- Study material and activities (PDF - click to follow link – same content as school website and Google classroom)

 <h2 style="text-align: center;">Geography</h2> <p style="text-align: right;">taught on   </p>	<p><b>Mrs Andreas</b>  <a href="mailto:aandreas@holycrosshigh.co.za">aandreas@holycrosshigh.co.za</a></p>
<p>None in Grade 12.</p>	
 <h2 style="text-align: center;">Life Orientation</h2> <p style="text-align: right;">taught on   </p>	<p>Ms. Jackson <a href="mailto:cjackson@holycrosshigh.co.za">cjackson@holycrosshigh.co.za</a></p>
<p><b>Topic: Impact of vision</b></p> <ul style="list-style-type: none"> <li><a href="#">impact of vision</a> (pdf - click to follow link – same content as school website and Google classroom)</li> </ul> <p><b>Activities and Tasks</b></p> <ul style="list-style-type: none"> <li>Complete activity 8 on page 170 in the Life Orientation Focus Grade 12 Textbook</li> <li>Complete activity 9 on page 171 in the Life Orientation Focus Grade 12 Textbook</li> </ul> <p><b>Resources:</b></p> <ul style="list-style-type: none"> <li>Life Orientation Focus Textbook (pages 169-171) (use physical textbook no link)</li> </ul>	
 <h2 style="text-align: center;">Religious Education</h2> <p style="text-align: right;">taught on   </p>	<p>Ms. Pasquallie  <a href="mailto:kpasquallie@holycrosshigh.co.za">kpasquallie@holycrosshigh.co.za</a></p>
<p><b>Topic: Personal Moral Education</b></p> <p><b>Activities:</b> The Easter prayer which replaces the Angelus.</p> <p><b>O Queen of heaven rejoice</b></p> <p>V. O Queen of heaven, rejoice! Alleluia.  R. For he whom you did merit to bear, Alleluia,  V. Has risen as he said, Alleluia.  R. Pray for us to God, Alleluia.  V. Rejoice and be glad, O Virgin Mary, Alleluia,  R. For the Lord has risen indeed, Alleluia.</p> <p>Let us pray:  God our Father, you give joy to the world by the resurrection of your Son, our Lord Jesus Christ. Through the prayers of his mother, the Virgin Mary, bring us to the happiness of</p>	



eternal life. We ask this through our Lord Jesus Christ, your Son, who lives and reigns with you and the Holy Spirit, one God, for ever and ever. Amen.

- Meditatively recite the provided prayers- on daily basis. (found on whatsapp and Google Classroom)

#### Resources:

- Cord –textbook not given to learners except in snippets or the needed pages.
- Ascension lesson plan (content on Google classroom)
- Preparation for the Solemnity of Pentecost (found on WhatsApp and Google Classroom)



## Religion Studies

taught on



Mr Francis [ffrancis@holycrosshigh.co.za](mailto:ffrancis@holycrosshigh.co.za)

**Topic:** Religion and society in the World today

#### Activities and tasks:

- Classwork for Term 2. [Matric-Religion-Studies-Home-Schooling.pdf](#) [Click to follow link]

#### Resources:

- Look at Google classroom class code **aauhs7i**
- **Textbook** text Book Name



## CAT

taught on



Mr Fouché [jfouchet@holycrosshigh.co.za](mailto:jfouchet@holycrosshigh.co.za)

**Topic: Solution Development: WP – Word Processing**

- Module 3.3: Integrate, check and share documents pg.'s 148 – 154
  - Mail merge
    - Basic steps for mail merge
    - Various data sources
  - Prepare and share files
    - Rounding off content and layout
    - Inspect a document

- Check accessibility

- Different saving and sharing options
- Practical
- Read through and practice as far as possible

#### Resources:

- Textbook – Computers part of your life 2<sup>nd</sup> edition. (For those who do not have the textbook, snapplify “<https://www.snapplify.com/>” has made the textbook freely available. Go to their website and create a free account, install the app and download the textbook).
- (click to follow link – same content as school website and Google classroom)
  - [Module 3.3 Integrate, check and share documents Act 1-1a](#)
  - [Module 3.3 Integrate, check and share documents Act 1-1b](#)
  - [Module 3.3 Integrate, check and share documents Act 1-1c](#)
  - [Module 3.3 Integrate, check and share documents Act 1-2](#)
  - [Module 3.3 Integrate, check and share documents Act 2-1](#)
  - [Module 3.3 Integrate, check and share documents Act 2-2](#)



## Tourism

taught on



Sr Flora [srflora@holycrosshigh.co.za](mailto:srflora@holycrosshigh.co.za)

#### Topic: Foreign Exchange

- **Unit 2: Foreign Exchange (Part 2)**
- [Lesson from the Tourism Subject Advisor](#) (click to follow link – same content as school website and Google classroom)
- [Tourism Foreign Exchange lesson 1](#) (YouTube Video - click to follow link – same content as Google classroom)
- [Tourism Foreign Exchange lesson 2](#) (YouTube Video - click to follow link – same content as Google classroom)
- **Foreign Exchange Notes Power Point**

#### Activities and Tasks:

- Activities found on Power Point
- PAT Question 4.1, 4.2 & 4.3
- All learners have the PAT question paper in their possession.

**Resources:**

- [Textbook Via Africa Tourism G.12 pp. 165-167](#) (Use physical Textbook)

**Additional Resources:**

- [Foreign Exchange](#) (PowerPoint Slides - click to follow link it will download the file for viewing in PowerPoint – same content as Google classroom)



## Business Studies

taught on

Ms. Nzira [mjnzira@holycrosshigh.co.za](mailto:mjnzira@holycrosshigh.co.za)**Topic: Business Quality of performance- Total Quality Management****Activities and Tasks:**

- Presentation on the Impact of COVID 19 on Total Quality Management
- Presentations are done individually song or poem or rap.
- Feedback of Presentations are videos Of a song/ poem or a rap to the Teacher through Whatsapp

**Resources:**

- Platinum Business Studies Grade 12 (Use physical Textbook)
- [Via Afrika Study Guide Grade 12](#) (click to follow link)



## Accounting

taught on

Ms. Nzira [mjnzira@holycrosshigh.co.za](mailto:mjnzira@holycrosshigh.co.za)**Topic: Reconciliations (Bank, Creditors, Debtors and Age analysis)****Activities and Tasks:**

- Activity 1: Bank Reconciliation Statement (Via Afrika Grade 12 Study Guide: pg. 47-50)
- Activity 2: Creditors Reconciliation (Via Afrika Grade 12 Study Guide: pg. 47-50)
- Activity 3: Debtors Age Analysis (Via Afrika Grade 12 Study Guide: pg. 47-50)

**Resources:**

- [Via Afrika Gr 12 Study Guide](#) (PDF - click to follow link)
- [Lucem Publishers Gr 12 \(text and work book combined\)](#) (PDF - click to follow link )