




Progress in Pictures – IT project for remote teaching and learning
June 2020



A view of the inside of the server cabinet (Main cabinet) Colour coded cables for different networked components



Main server in our newly converted server room (It was a very old bathroom with plumbing long since removed) Note we are still in progress thus neatening and conduit still to be applied



Class Camera: To observe learners who are getting taught via educator stream.

“Edcam”. Camera that will capture educator and screen in class where the actual lesson is taking place and being broadcast to others



Wifi Antenna for required networking

Class Camera: To observe learners who are getting taught via educator stream.



Satellite switch cabinets mounted well away from curious fingers.



Satellite switch cabinets mounted well away from curious fingers. This one will serve admin and a series of classes close to the admin block



Link points for roving
"Edcams" and teacher
devices (Laptops or
locale specific pc)